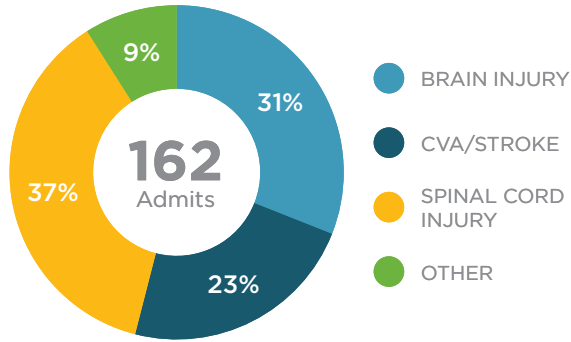
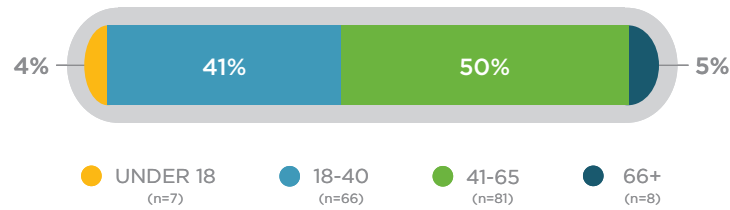


Demographics

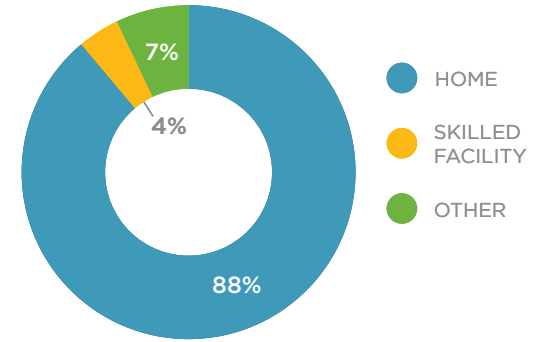
Diagnoses Served



Ages



Discharge Location

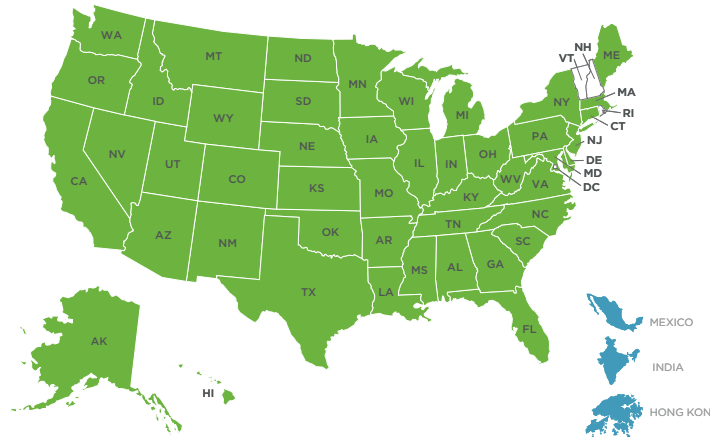


Cumulative rounding errors may result in a total percentage of 100% ± 1%.

Gender



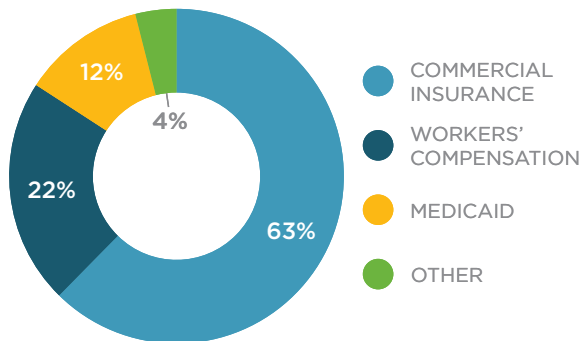
Referral Locations



Average Length of Stay

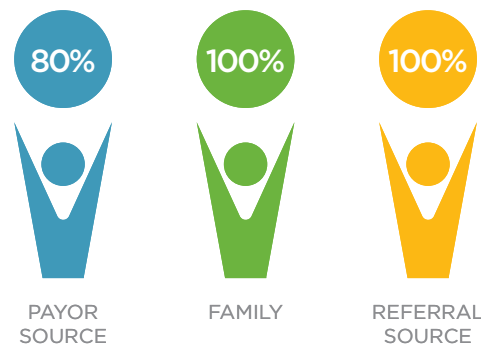


Funding Source by Admit



Cumulative rounding errors may result in a total percentage of 100% ± 1%.

Satisfaction Ratings



Positive response to the questions of "I would recommend QLI" and "I would refer to QLI again."

Team QLI



The QLI Difference



Good rehabilitation services improve function. Great rehabilitation services rebuild lives. QLI has become one of the nation's premier post-hospital centers for brain injury, stroke, and spinal cord injury rehabilitation by embracing the concept that great rehabilitation is more than just the science of physical recovery – it is also the art of rebuilding a life.

The combination of QLI's proprietary Tri-Dimensional Rehabilitation® program and the unparalleled quality of our team members and culture make our program powerfully effective. We use our extensive resources and expertise to help our clients reach their individual goals as we work tirelessly to restore purpose and pleasure to a life that has been devastated by a catastrophic event.

For over 35 years, QLI has set and raised the bar for working with individuals and families whose lives have been affected by catastrophic illness or injury. There are times in life when it is imperative that you seek out the best resources. Review our materials. Call us. Visit our program. Elevate your expectations. Make QLI the next step toward recovery.

Admissions Information

Diagnosis & Criteria

QLI specializes in the comprehensive, post-hospital rehabilitation of individuals with brain injury, stroke, or spinal cord injury. Candidates for QLI's program must be both medically stable and be able to actively participate in and benefit from the program offered.

Process

Our commitment is to provide a thorough, yet efficient admissions evaluation for every referral. Our Coordinator of Admissions will direct the admissions process and assist all parties through the following steps, as appropriate:

1. Completion of a formal referral
2. Release of relevant medical records
3. Review of available funding options
4. Schedule of an in-person evaluation

The above information will be reviewed by QLI's admissions team in a timely manner. If clinical and/or financial approval is determined, QLI will work with all parties to prepare for the transition and coordinate transportation to QLI, as needed.



Patty Sanderson
Coordinator of Admissions

P: (402) 573-3748
F: (866) 343-1390
psanderson@QLIomaha.com

